



## TC5x Series Technical Accessory Guide



Does not include TC55 accessories. See separate guide for TC55 accessories.




*NOTE: This document is only for general reference. Solution Builder and related PMBs should be used for product availability, pricing, and final solution selection.*




*\* Zebra does not endorse or specifically recommend any **third-party products, accessories, or hardware**. ZEBRA DISCLAIMS ANY AND ALL LIABILITY, INCLUDING ANY EXPRESS OR IMPLIED WARRANTIES, WHETHER ORAL OR WRITTEN, FOR SUCH THIRD PARTY PRODUCTS, ACCESSORIES, OR HARDWARE. THE CUSTOMER ACKNOWLEDGES THAT NO REPRESENTATION HAS BEEN MADE BY ZEBRA AS TO THE FITNESS OF THE THIRD-PARTY PRODUCTS, ACCESSORIES, OR HARDWARE FOR THE CUSTOMER'S INTENDED PURPOSE.*

### Cradles/Charging

Part Number	Picture	Description	Notes	Required Items
CRD-TC51-1SCU-01		Single Slot USB/Charging ShareCradle Kit	<ul style="list-style-type: none"> <li>Will charge TC5x only. Does not charge spare battery.</li> <li>Will charge battery in TC5x from 0-90% in as little as 2.5 hours</li> <li>Compatible with TC5x units with hand strap, Rugged Boot, or Pistol Grip Handle attached.</li> <li>Includes cradle insert/shim that requires removal when using a TC5x unit with the Rugged Boot/Exoskeleton or Pistol Grip Handle attached.</li> <li>Connects to rugged charge/communication connector on bottom of TC5x.</li> <li>USB to Ethernet Module Kit (KT-TC51-ETH1-01) can be used to convert to Ethernet enabled cradle.</li> <li>Includes Single Slot Cradle (CRD-TC51-1SCU1-01), Power Supply (PWR-BGA12V50W0WW) and DC Line Cord (CBL-DC-388A1-01)</li> </ul>	<ul style="list-style-type: none"> <li>AC Line Cord (23844-00-00R)</li> <li>USB Cable (25-124330-01R) for PC connection</li> </ul>
CRD-TC51-HC1SC-01		Single Slot Healthcare USB/Charging ShareCradle Kit	<ul style="list-style-type: none"> <li>Cradle has white color to match white housing of TC5x Healthcare devices.</li> <li>Will charge TC5x only. Does not charge spare battery.</li> <li>Will charge battery in TC5x from 0-90% in as little as 2.5 hours</li> <li>Compatible with TC5x units with hand strap, Rugged Boot, or Pistol Grip Handle attached.</li> <li>Includes cradle insert/shim that requires removal when using a TC5x unit with the Rugged Boot/Exoskeleton or Pistol Grip Handle attached.</li> <li>Connects to rugged charge/communication connector on bottom of TC5x.</li> <li>USB to Ethernet Module Kit (KT-TC51-ETH1-01) can be used to convert to Ethernet enabled cradle.</li> <li>Includes Single Slot Cradle (CRD-TC51-HC1SC1-01), Power Supply (PWR-BGA12V50W0WW) and DC Line Cord (CBL-DC-388A1-01)</li> </ul>	<ul style="list-style-type: none"> <li>AC Line Cord (23844-00-00R)</li> <li>USB Cable (25-124330-01R) for PC connection</li> </ul>

<p>CRD-TC51-HC1SC-02</p>		<p>Single Slot Healthcare USB/Charging ShareCradle Kit with AC Line Cord</p>	<ul style="list-style-type: none"> <li>▶Cradle has white color to match white housing of TC5x Healthcare devices.</li> <li>▶Will charge TC5x only. Does not charge spare battery.</li> <li>▶Will charge battery in TC5x from 0-90% in as little as 2.5 hours</li> <li>▶Compatible with TC5x units with hand strap, Rugged Boot, or Pistol Grip Handle attached.</li> <li>▶Includes cradle insert/shim that requires removal when using a TC5x unit with the Rugged Boot/Exoskeleton or Pistol Grip Handle attached.</li> <li>▶Connects to rugged charge/communication connector on bottom of TC5x.</li> <li>▶USB to Ethernet Module Kit (KT-TC51-ETH1-01) can be used to convert to Ethernet enabled cradle.</li> <li>▶Includes Single Slot Cradle (CRD-TC51-HC1SC1-01), Power Supply (PWR-BGA12V50W0WW), DC Line Cord (CBL-DC-388A1-01) and AC Line Cord (23844-00-00R).</li> <li>▶NOTE: This is a custom product. Please work with your Zebra representative to open a Custom Product Request (CPR) if you would like to order this item.</li> </ul>	<p>USB Cable (25-124330-01R) for PC connection</p>
<p>KT-TC51-ETH1-01</p>		<p>USB to Ethernet Module Kit</p>	<ul style="list-style-type: none"> <li>▶Attaches to Single Slot USB/Charging Cradle (CRD-TC51-1SCU-01) to provide Ethernet support</li> <li>▶Mechanical switch selects between USB B port and RJ45 Ethernet jack.</li> <li>▶10/100/1000 Mbps speed</li> <li>▶LEDs on module indicate connectivity and speed.</li> <li>▶Includes USB to Ethernet Module (MOD-MT2-EU1-01) and Support Bracket/Plate (BRKT-TC51-ENET1-01).</li> </ul>	<p>Single Slot USB/Charging Cradle (CRD-TC51-1SCU-01)</p>
<p>PSCTC56U (3rd party) *</p> <p><a href="http://www.portsmith.com">http://www.portsmith.com</a></p>		<p>Portsmith Single Slot Ethernet Charging Cradle</p>	<ul style="list-style-type: none"> <li>▶Connects to rugged charge/communication connector on bottom of TC5x.</li> <li>▶Compatible with devices with and without Rugged Boot/Exoskeleton attached.</li> <li>▶PSV1-2 kit includes PSCTC56U Cradle, power supply, and Ethernet patch cable.</li> </ul>	
<p>CRD-TC51-5SCHG1-01</p>		<p>5-Slot Charge-Only ShareCradle</p>	<ul style="list-style-type: none"> <li>▶Will charge up to five TC5x units.</li> <li>▶Will charge battery in TC5x from 0-90% in as little as 2.5 hours</li> <li>▶Does not charge spare batteries</li> <li>▶Compatible with TC5x units with hand strap, Rugged Boot, or Pistol Grip Handle attached.</li> <li>▶Includes cradle insert/shim that requires removal when using a TC5x unit with the Rugged Boot/Exoskeleton or Pistol Grip Handle attached.</li> <li>▶Can be racked/ mounted in a standard 19 inch rack system via the mounting accessory (BRKT-SCRD-SMRK-01)</li> <li>▶Connects to rugged charge connector on bottom of TC5x.</li> </ul>	<ul style="list-style-type: none"> <li>▶Power Supply (PWR-BGA12V108W0WW)</li> <li>▶DC Line Cord (CBL-DC-381A1-01)</li> <li>▶AC Line Cord (23844-00-00R)</li> </ul>

CRD-TC51-5SCHG-01		5-Slot Charge-Only ShareCradle Kit	<ul style="list-style-type: none"> <li>▶Will charge up to five TC5x units.</li> <li>▶Will charge battery in TC5x from 0-90% in as little as 2.5 hours</li> <li>▶Does not charge spare batteries</li> <li>▶Compatible with TC5x units with hand strap, Rugged Boot, or Pistol Grip Handle attached.</li> <li>▶Includes cradle insert/shim that requires removal when using a TC5x unit with the Rugged Boot/Exoskeleton or Pistol Grip Handle attached.</li> <li>▶Can be racked/ mounted in a standard 19 inch rack system via the mounting accessory (BRKT-SCRD-SMRK-01)</li> <li>▶Connects to rugged charge connector on bottom of TC5x.</li> <li>▶Includes Power Supply (PWR-BGA12V108W0WW) and DC Line Cord (CBL-DC-381A1-01)</li> </ul>	AC Line Cord (23844-00-00R)
CRD5SLOT-TC5X-WM		5-Slot Charge-Only ShareCradle Kit with AC Line Cord	<ul style="list-style-type: none"> <li>▶Will charge up to five TC5x units.</li> <li>▶Will charge battery in TC5x from 0-90% in as little as 2.5 hours</li> <li>▶Does not charge spare batteries</li> <li>▶Compatible with TC5x units with hand strap, Rugged Boot, or Pistol Grip Handle attached.</li> <li>▶Includes cradle insert/shim that requires removal when using a TC5x unit with the Rugged Boot/Exoskeleton or Pistol Grip Handle attached.</li> <li>▶Can be racked/ mounted in a standard 19 inch rack system via the mounting accessory (BRKT-SCRD-SMRK-01)</li> <li>▶Connects to rugged charge connector on bottom of TC5x.</li> <li>▶Includes Power Supply (PWR-BGA12V108W0WW), DC Line Cord (CBL-DC-381A1-01) and AC Line Cord (23844-00-00R).</li> <li>▶NOTE: This is a custom product. Please work with your Zebra representative to open a Custom Product Request (CPR) if you would</li> </ul>	
CRD-TC5X-5SCHG-02		5-Slot Charge-Only ShareCradle Kit for Rugged Boot/Exoskeleton devices	<ul style="list-style-type: none"> <li>▶Same as CRD-TC51-5SCHG-01 except doesn't include the cradle inserts/shims used when TC5x units do not have the Rugged Boot/Exoskeleton or Pistol Grip Handle attached.</li> <li>▶Will charge up to five TC5x units.</li> <li>▶Will charge battery in TC5x from 0-90% in as little as 2.5 hours</li> <li>▶Does not charge spare batteries</li> <li>▶Can be racked/ mounted in a standard 19 inch rack system via the mounting accessory (BRKT-SCRD-SMRK-01)</li> <li>▶Connects to rugged charge connector on bottom of TC5x.</li> <li>▶Includes Power Supply (PWR-BGA12V108W0WW) and DC Line Cord (CBL-DC-381A1-01).</li> <li>▶NOTE: This is a custom product. Please work with your Zebra representative to open a Custom Product Request (CPR) if you would</li> </ul>	<ul style="list-style-type: none"> <li>▶AC Line Cord (23844-00-00R)</li> <li>▶TC5x units must have Rugged Boot/Exoskeleton attached.</li> </ul>



CRD-TC51-HC5SC1-01		5-Slot Healthcare Charge-Only ShareCradle	<ul style="list-style-type: none"> <li>▶Cradle has white color to match white housing of TC5x Healthcare devices.</li> <li>▶Will charge up to five TC5x units.</li> <li>▶Will charge battery in TC5x from 0-90% in as little as 2.5 hours</li> <li>▶Does not charge spare batteries</li> <li>▶Compatible with TC5x units with hand strap, Rugged Boot, or Pistol Grip Handle attached.</li> <li>▶Includes cradle insert/shim that requires removal when using a TC5x unit with the Rugged Boot/Exoskeleton or Pistol Grip Handle attached.</li> <li>▶Can be racked/ mounted in a standard 19 inch rack system via the mounting accessory (BRKT-SCRD-SMRK-01)</li> <li>▶Connects to rugged charge connector on bottom of TC5x.</li> </ul>	<ul style="list-style-type: none"> <li>▶Power Supply (PWR-BGA12V108W0WW)</li> <li>▶DC Line Cord (CBL-DC-381A1-01)</li> <li>▶AC Line Cord (23844-00-00R)</li> </ul>
CRD-TC51-HC5SC1-01		5-Slot Healthcare Charge-Only ShareCradle Kit	<ul style="list-style-type: none"> <li>▶Cradle has white color to match white housing of TC51 Healthcare devices.</li> <li>▶Will charge up to five TC5x units.</li> <li>▶Will charge battery in TC5x from 0-90% in as little as 2.5 hours</li> <li>▶Does not charge spare batteries</li> <li>▶Compatible with TC5x units with hand strap, Rugged Boot, or Pistol Grip Handle attached.</li> <li>▶Includes cradle insert/shim that requires removal when using a TC5x unit with the Rugged Boot/Exoskeleton or Pistol Grip Handle attached.</li> <li>▶Can be racked/ mounted in a standard 19 inch rack system via the mounting accessory (BRKT-SCRD-SMRK-01)</li> <li>▶Connects to rugged charge connector on bottom of TC5x.</li> <li>▶Includes Power Supply (PWR-BGA12V108W0WW) and DC Line Cord (CBL-DC-381A1-01)</li> </ul>	AC Line Cord (23844-00-00R)
CRD-TC51-HC5SC-02		5-Slot Healthcare Charge-Only ShareCradle Kit with AC Line Cord	<ul style="list-style-type: none"> <li>▶Cradle has white color to match white housing of TC51 Healthcare devices.</li> <li>▶Will charge up to five TC5x units.</li> <li>▶Will charge battery in TC5x from 0-90% in as little as 2.5 hours</li> <li>▶Does not charge spare batteries</li> <li>▶Compatible with TC5x units with hand strap, Rugged Boot, or Pistol Grip Handle attached.</li> <li>▶Includes cradle insert/shim that requires removal when using a TC5x unit with the Rugged Boot/Exoskeleton or Pistol Grip Handle attached.</li> <li>▶Can be racked/ mounted in a standard 19 inch rack system via the mounting accessory (BRKT-SCRD-SMRK-01)</li> <li>▶Connects to rugged charge connector on bottom of TC5x.</li> <li>▶Includes Power Supply (PWR-BGA12V108W0WW), DC Line Cord (CBL-DC-381A1-01) and AC Line Cord (23844-00-00R).</li> <li>▶NOTE: This is a custom product. Please work with your Zebra representative to open a Custom Product Request (CPR) if you would like to order this item.</li> </ul>	

<p>CRD-TC51-5SC4B-01</p>		<p>5-Slot Charge-Only ShareCradle with Spare Battery Charging slot Kit</p>	<ul style="list-style-type: none"> <li>▶Will charge up to four TC5x units and four spare batteries.</li> <li>▶Will charge battery in TC5x from 0-90% in as little as 2.5 hours and batteries in Spare Charger will charge from 0-90% in less than 2 hours.</li> <li>▶Compatible with TC5x units with hand strap, Rugged Boot, or Pistol Grip Handle attached.</li> <li>▶Includes cradle insert/shim that requires removal when using a TC5x unit with the Rugged Boot/Exoskeleton or Pistol Grip Handle attached.</li> <li>▶Can be racked/ mounted in a standard 19 inch rack system via the mounting accessory (BRKT-SCRD-SMRK-01)</li> <li>▶Connects to rugged charge connector on bottom of TC5x.</li> <li>▶Includes Power Supply (PWR-BGA12V108W0WW) and DC Line Cord (CBL-DC-381A1-01)</li> </ul>	<p>AC Line Cord (23844-00-00R)</p>
<p>CRD5S-TC5X-BTRY-WM</p>		<p>5-Slot Charge-Only ShareCradle with Spare Battery Charging slot Kit with AC Line Cord</p>	<ul style="list-style-type: none"> <li>▶Will charge up to four TC5x units and four spare batteries.</li> <li>▶Will charge battery in TC5x from 0-90% in as little as 2.5 hours and batteries in Spare Charger will charge from 0-90% in less than 2 hours.</li> <li>▶Compatible with TC5x units with hand strap, Rugged Boot, or Pistol Grip Handle attached.</li> <li>▶Includes cradle insert/shim that requires removal when using a TC5x unit with the Rugged Boot/Exoskeleton or Pistol Grip Handle attached.</li> <li>▶Can be racked/ mounted in a standard 19 inch rack system via the mounting accessory (BRKT-SCRD-SMRK-01)</li> <li>▶Connects to rugged charge connector on bottom of TC5x.</li> <li>▶Includes Power Supply (PWR-BGA12V108W0WW), DC Line Cord (CBL-DC-381A1-01) and AC Line Cord (23844-00-00R).</li> <li>▶NOTE: This is a custom product. Please work with your Zebra representative to open a Custom Product Request (CPR) if you would like to order this item.</li> </ul>	
<p>PSP5TC56-01 (3rd party) *</p> <p><a href="http://www.portsmith.com">http://www.portsmith.com</a></p>		<p>Portsmith 5-Slot Charge-Only Dock</p>	<ul style="list-style-type: none"> <li>▶Charges five devices per module from a single power supply.</li> <li>▶Durable rugged ABS cradle materials</li> <li>▶Precision alignment of the handheld into the cradle</li> <li>▶One handed insertion and removable</li> <li>▶Safe and regulated power at each cup - 5VDC 2A delivered to each slot</li> <li>▶Powder-coated steel chassis</li> <li>▶Better space efficiency compared to five individual charging docks</li> <li>▶Dimensions: 23" wide, 5" deep, 7" tall</li> <li>▶Includes power supply and line cord for use in North America.</li> </ul>	

<p>PSP4TC56-02 (3rd party) *</p> <p><a href="http://www.portsmith.com">http://www.portsmith.com</a></p>		<p>Portsmith 4-Slot Charge-Only Dock - for Rack Mounting</p>	<ul style="list-style-type: none"> <li>▶Charges four devices per rack module from a single power supply.</li> <li>▶Durable rugged ABS cradle materials</li> <li>▶Precision alignment of the handheld into the cradle</li> <li>▶One handed insertion and removable</li> <li>▶Safe and regulated power at each cup - 5VDC 2A delivered to each slot</li> <li>▶Powder-coated steel chassis</li> <li>▶Mounts in any industry standard server or wall mount rack</li> <li>▶6U or 10.5 inches tall</li> <li>▶Includes power supply and line cord for use in North America.</li> </ul>	
<p>CRD-TC51-5SETH-01</p>		<p>5-Slot Ethernet/Charging ShareCradle Kit</p>	<ul style="list-style-type: none"> <li>▶Allows network speeds up to 1 Gb</li> <li>▶Will charge up to five TC5x units.</li> <li>▶Will charge battery in TC5x from 0-90% in as little as 2.5 hours.</li> <li>▶Does not charge spare batteries</li> <li>▶Compatible with TC5x units with hand strap, Rugged Boot, or Pistol Grip Handle attached.</li> <li>▶Includes cradle insert/shim that requires removal when using a TC5x unit with the Rugged Boot/Exoskeleton or Pistol Grip Handle attached.</li> <li>▶Can be racked/ mounted in a standard 19 inch rack system via the mounting accessory (BRKT-SCRD-SMRK-01)</li> <li>▶Connects to rugged charge connector on bottom of TC5x.</li> <li>▶Includes Power Supply (PWR-BGA12V108W0WWW) and DC Line Cord (CBL-DC-381A1-01)</li> </ul>	<p>AC Line Cord (23844-00-00R)</p>
<p>367-4862 (3rd party) *</p> <p>Contact: Bill Donehoo office: 630-549-6258 bdonehoo@ens-co.com</p> <p><a href="http://www.ens-co.com">http://www.ens-co.com</a></p>		<p>ENS ShareCradle Adapter for Verifone e285 and TC5x</p>	<ul style="list-style-type: none"> <li>▶Adapter connects onto ShareCradles (CRD-TC51-1SCU-01 or CRD-TC51-5Sxxx-xx)</li> <li>▶Will charge both TC5x and the Verifone e285 payment device.</li> <li>▶Compatible with TC5x units with ENS Holder/Sled for Verifone e285 Payment Device (367-4848) attached.</li> <li>▶Connects to rugged charge/communication connector on bottom of TC5x and charge connector on bottom of e285.</li> </ul>	<ul style="list-style-type: none"> <li>▶TC5x ShareCradle - Single (CRD-TC51-1SCU-01) or or 5-Slot (CRD-TC51-5Sxxx-xx)</li> <li>▶Rugged Boot/Exoskeleton (SG-TC5X-EX01-01) - handstrap that is included with Boot will not be used.</li> <li>▶ENS Holder/Sled for Verifone e285 Payment Device (367-4848)</li> <li>▶Verifone e285 device</li> </ul>






<p>367-4288 (3rd party) *</p> <p>Contact: Bill Donehoo office: 630-549-6258 bdonehoo@ens-co.com</p> <p><a href="http://www.ens-co.com">http://www.ens-co.com</a></p>		<p>ENS ShareCradle Adapter for Verige 355z and TC5x</p>	<ul style="list-style-type: none"> <li>▶Adapter connects onto ShareCradles (CRD-TC51-1SCU-01 or CRD-TC51-5Sxxx-xx)</li> <li>▶Will charge both TC5x and the Verifone e355 payment device.</li> <li>▶Compatible with TC5x units with ENS Verige 355z Holder/Sled for Verifone e355 Payment Device (367-4190-C) attached.</li> <li>▶Connects to rugged charge/communication connector on bottom of TC5x and charge connector on bottom of e355.</li> </ul>	<ul style="list-style-type: none"> <li>▶TC5x ShareCradle - Single (CRD-TC51-1SCU-01) or or 5-Slot (CRD-TC51-5Sxxx-xx)</li> <li>▶Rugged Boot/Exoskeleton (SG-TC5X-EXO1-01) - handstrap that is included with Boot will not be used.</li> <li>▶ENS Holder/Sled for Verifone e355 Payment Device (367-4190-C)</li> <li>▶Verifone e355 device</li> </ul>
<p>367-4492 (3rd party) *</p> <p>Contact: Bill Donehoo office: 630-549-6258 bdonehoo@ens-co.com</p> <p><a href="http://www.ens-co.com">http://www.ens-co.com</a></p>		<p>ENS ShareCradle Adapter for Ingenico iSMP4 and TC5x</p>	<ul style="list-style-type: none"> <li>▶Adapter connects onto ShareCradles (CRD-TC51-1SCU-01 or CRD-TC51-5Sxxx-xx)</li> <li>▶Will charge both TC5x and the Ingenico iSMP4 payment device.</li> <li>▶Compatible with TC5x units with ENS Holder/Sled for iSMP4 Payment Device (367-4189-A) attached.</li> <li>▶Connects to rugged charge/communication connector on bottom of TC5x and charge connector on bottom of iSMP4.</li> </ul>	<ul style="list-style-type: none"> <li>▶TC5x ShareCradle - Single (CRD-TC51-1SCU-01) or or 5-Slot (CRD-TC51-5Sxxx-xx)</li> <li>▶Rugged Boot/Exoskeleton (SG-TC5X-EXO1-01) - handstrap that is included with Boot will not be used.</li> <li>▶ENS Holder/Sled for Ingenico iSMP4 Payment Device (367-4189-A)</li> <li>▶Ingenico iSMP4 device</li> </ul>
<p>SAC-TC51-4SCHG-01</p>		<p>4-Slot Spare Battery Charger Kit</p>	<ul style="list-style-type: none"> <li>▶Charges up to four spare batteries only</li> <li>▶Batteries will charge from 0-90% in less than 2 hours</li> <li>▶Can be used standalone or up to 4 Chargers can be mounted on Mounting Bracket (BRKT-SCRD-SMRK-01)</li> </ul>  <ul style="list-style-type: none"> <li>▶Includes Power Supply (PWR-BGA12V50W0WW) and DC Line Cord (CBL-DC-388A1-01)</li> </ul>	<p><u>To power a single Charger</u></p> <ul style="list-style-type: none"> <li>▶AC Line Cord (23844-00-00R)</li> </ul> <p><u>To power two Chargers</u></p> <ul style="list-style-type: none"> <li>▶Two-Way Power Cable (25-122026-02R)</li> <li>▶AC Line Cord (23844-00-00R)</li> </ul> <p>NOTE: This solution will only use one of the Power Supplies and DC Line Cords that is included with each Battery Charger. The remaining Power Supply and DC Line Cord can be re-purposed elsewhere.</p>

SAC5X-WM		4-Slot Spare Battery Charger Kit with AC Line Cord	<ul style="list-style-type: none"> <li>Charges up to four spare batteries only</li> <li>Batteries will charge from 0-90% in less than 2 hours</li> <li>Can be used standalone or up to 4 Chargers can be mounted on Mounting Bracket (BRKT-SCRD-SMRK-01)</li> </ul>  <ul style="list-style-type: none"> <li>Kit includes Power Supply (PWR-BGA12V50W0WW), DC Line Cord (CBL-DC-388A1-01) and AC Line Cord (23844-00-00R).</li> <li><b>NOTE: This is a custom product. Please work with your Zebra representative to open a Custom Product Request (CPR) if you would like to order this item.</b></li> </ul>	
SAC-TC51-HC4SC-01		4-Slot Healthcare Spare Battery Charger Kit	<ul style="list-style-type: none"> <li>Charger has white color to match white housing of TC5x Healthcare devices.</li> <li>Charges up to four spare batteries only</li> <li>Batteries will charge from 0-90% in less than 2 hours</li> <li>Can be used standalone or up to 4 Chargers can be mounted on Mounting Bracket (BRKT-SCRD-SMRK-01)</li> </ul>  <ul style="list-style-type: none"> <li>Includes Power Supply (PWR-BGA12V50W0WW) and DC Line Cord (CBL-DC-388A1-01)</li> </ul>	<p><u>To power a single Charger</u></p> <ul style="list-style-type: none"> <li>AC Line Cord (23844-00-00R)</li> </ul> <p><u>To power two Chargers</u></p> <ul style="list-style-type: none"> <li>Two-Way Power Cable (25-122026-02R)</li> <li>AC Line Cord (23844-00-00R)</li> </ul> <p>NOTE: This solution will only use one of the Power Supplies and DC Line Cords that is included with each Battery Charger. The remaining Power Supply and DC Line Cord can be re-purposed elsewhere.</p>
SAC-TC51-HC4SC-02		4-Slot Healthcare Spare Battery Charger Kit with AC Line Cord	<ul style="list-style-type: none"> <li>Charger has white color to match white housing of TC5x Healthcare devices.</li> <li>Charges up to four spare batteries only</li> <li>Batteries will charge from 0-90% in less than 2 hours</li> <li>Can be used standalone or up to 4 Chargers can be mounted on Mounting Bracket (BRKT-SCRD-SMRK-01)</li> </ul>  <ul style="list-style-type: none"> <li>Includes Power Supply (PWR-BGA12V50W0WW), DC Line Cord (CBL-DC-388A1-01) and AC Line Cord (23844-00-00R).</li> <li><b>NOTE: This is a custom product. Please work with your Zebra representative to open a Custom Product Request (CPR) if you would like to order this item.</b></li> </ul>	








<p>CRD-TC51-20S4BC-01</p>		<p>20-Slot Spare Battery Charger</p>	<ul style="list-style-type: none"> <li>▶Charges TC5x spare batteries.</li> <li>▶Uses 5-Slot ShareCradle with five TC5x 4-Slot Battery Chargers attached.</li> <li>▶Does NOT support fast-charging of batteries. Batteries will charge from 0-90% in about 6 hours.</li> <li>▶Can be racked/mounted in a standard 19 inch rack system via the mounting accessory (BRKT-SCRD-SMRK-01).</li> <li>▶NOTE: This is a custom product. Please work with your Zebra representative to open a Custom Product Request (CPR) if you would like to order this item.</li> </ul>	<ul style="list-style-type: none"> <li>▶DC Line Cord (CBL-DC-381A1-01) and Power Supply (PWR-BGA12V108W0WW)</li> <li>▶AC Line Cord (23844-00-00R)</li> </ul>
<p>BRKT-SCRD-SMRK-01</p>		<p>5-Slot ShareCradle Mounting Bracket</p>	<ul style="list-style-type: none"> <li>▶Allows for rack and wall mounting of one 5-Slot ShareCradle, up to four Single Slot ShareCradles, or up to four 4-Slot Battery Chargers.</li> <li>▶Bracket can be mounted on standard 19" network rack or on a wall.</li> <li>▶Has cable routing slots and removable power supply tray that stores and conceals power supplies.</li> <li>▶Adjustable tabs &amp; screw mounts for easy hanging/installation.</li> <li>▶Adjustable orientations: <ul style="list-style-type: none"> <li>- 25° High Density (5-Slot Charge Only Cradle)</li> <li>- Horizontal (Single Slot Cradle or 4-Slot Battery Chargers)</li> </ul> </li> </ul>	
<p>3PTY-PCLIP-511926</p>		<p>Passive (non-charging) Vehicle Cradle (Drop-in Style)</p>	<ul style="list-style-type: none"> <li>▶This is a light duty, quick and easy, one handed, top drop in style cradle.</li> <li>▶Cradle designed to be used in vertical (portrait) position, not recommended in landscape mode.</li> <li>▶Uses four mounting screws with AMPS hole pattern.</li> <li>▶Only works with devices with Rugged Boot attached.</li> <li>▶Does not support Pistol Grip Handle.</li> <li>▶NOTE: This is a custom product. Please work with your Zebra representative to open a Custom Product Request (CPR) if you would like to order this item.</li> </ul>	
<p>3PTY-PCLIP-241389 3PTY-PCLIP241389BR (for Brazil)</p>		<p>Charge-Only Vehicle Cradle (Drop-in Style) Kit (with Cigarette Lighter Adapter)</p>	<ul style="list-style-type: none"> <li>▶This is a light duty, quick and easy, one handed, top drop in style cradle.</li> <li>▶Cradle designed to be used in vertical (portrait) position, not recommended in landscape mode.</li> <li>▶Cigarette Lighter Adapter (CLA) cable is included. No other power cables needed.</li> <li>▶Uses four mounting screws with AMPS hole pattern.</li> <li>▶Only works with devices with Rugged Boot attached.</li> <li>▶Does not support Pistol Grip Handle.</li> <li>▶This kit includes Charge-Only Vehicle Cradle (3PTY-PCLIP-241424) and Cigarette Lighter Adapter (3PTY-PCLIP-945082 or 3PTY-PCLIP-945082BR).</li> </ul>	<ul style="list-style-type: none"> <li>▶Rugged Boot with Handstrap (SG-TC5X-EXO1-01)</li> <li>▶For Mounting: Windshield Suction Mount (RAM-B-166U) OR See other RAM or ProClip mounting bracket options below.</li> </ul>

<p>3PTY-PCLIP-241424</p>		<p>Charge-Only Vehicle Cradle (Drop-in Style)</p>	<ul style="list-style-type: none"> <li>▶ This is a light duty, quick and easy, one handed, top drop in style cradle.</li> <li>▶ Cradle designed to be used in vertical (portrait) position, not recommended in landscape mode.</li> <li>▶ Uses four mounting screws with AMPS hole pattern.</li> <li>▶ Only works with devices with Rugged Boot attached.</li> <li>▶ Does not support Pistol Grip Handle.</li> </ul>	<ul style="list-style-type: none"> <li>▶ Rugged Boot with Handstrap (SG-TC5X-EXO1-01)</li> <li>▶ For Charging: Cigarette Lighter Auto Charge Cable (3PTY-PCLIP-945082) - can also order 3PTY-PCLIP-241389 which includes both the Cradle and CLA as a kit OR Hard Wired Auto Charge Cable (3PTY-PCLIP-945081) OR Vehicle Charger Cable for Charge-Only Vehicle Cradle and USB Charge Port (VAM-MPM-VHCH1-01)</li> <li>▶ For Mounting: Windshield Suction Mount (RAM-B-166U) OR See other RAM or ProClip mounting bracket options below.</li> </ul>
<p>CRD-TC56-CVCD1-01</p>		<p>Charge-Only Vehicle Cradle (Lock-in Style)</p>	<ul style="list-style-type: none"> <li>▶ Uses locking lever on top of cradle to securely hold device in the cradle.</li> <li>▶ Uses unique tabs on power cable connector to ensure reliable power connection.</li> <li>▶ Includes removable mounting plate that provides for quick removal of the cradle using a single thumb screw on the top of the cradle.</li> <li>▶ Cradle designed to be used in vertical (portrait) or horizontal (landscape) positions.</li> <li>▶ Uses four mounting screws with AMPS hole pattern.</li> <li>▶ Only works with devices with Rugged Boot attached.</li> <li>▶ Does not support Pistol Grip Handle.</li> </ul>	<ul style="list-style-type: none"> <li>▶ Rugged Boot with Handstrap (SG-TC5X-EXO1-01)</li> <li>▶ For Charging: Cigarette Lighter Auto Charge Cable (3PTY-PCLIP-945082) OR Hard Wired Auto Charge Cable (3PTY-PCLIP-945081) OR Vehicle Charger Cable for Charge-Only Vehicle Cradle and USB Charge Port (VAM-MPM-VHCH1-01)</li> <li>▶ For Mounting: Windshield Suction Mount (RAM-B-166U) OR See other RAM or ProClip mounting bracket options below.</li> </ul>
<p>511959 (Non-powered)</p> <p>512959 (Charge-Only Cigarette Lighter Adapter plug)</p> <p>513959 (Charge-Only Hard-wired power connection)</p> <p>(3rd party) *</p> <p><a href="http://www.proclipusa.com/category/zebra">http://www.proclipusa.com/category/zebra</a></p>		<p>ProClip Vehicle Cradles</p>	<ul style="list-style-type: none"> <li>▶ Available in both non-powered, hard-wired and cigarette light adapter cable configurations.</li> <li>▶ Durable cradle design for rugged enterprise use.</li> <li>▶ Top support locks device in cradle, yet provides easy one-handed removal.</li> <li>▶ Cradle provided 15 degree angle in any direction.</li> <li>▶ Allows for portrait and landscape view.</li> <li>▶ AMPS hole pattern for simple wall, pedestal or vehicle dashboard mounting</li> <li>▶ Requires device with Rugged Boot/Exoskeleton attached.</li> </ul>	

<p>PSVTC56-01 (Charge-Only Cigarette Lighter Adapter plug)</p> <p>PSVTC56-02 (Charge-Only Hard-wired power connection)</p> <p>(3rd party) *</p> <p><a href="http://www.portsmith.com">http://www.portsmith.com</a></p>		<p>PortSmith Charge-Only Vehicle Cradles</p>	<ul style="list-style-type: none"> <li>▶ Available in both hard-wired and cigarette light adapter cable configurations</li> <li>▶ Durable cradle design for rugged enterprise use</li> <li>▶ AMPS hole pattern for simple wall, pedestal or vehicle dashboard mounting</li> <li>▶ Swivel mount</li> <li>▶ Compatible with devices with and without Rugged Boot/Exoskeleton attached.</li> </ul>	
<p>23-5X-09-AKKU</p> <p>(3rd party) *</p> <p><a href="http://tis-gmbh.de/en">http://tis-gmbh.de/en</a></p>		<p>TIS Charge-Only Vehicle Cradle</p>	<ul style="list-style-type: none"> <li>▶ Can be powered via USB or cigarette light adapter (via USB to cigarette lighter adapter)</li> <li>▶ Durable cradle design for rugged enterprise use</li> <li>▶ AMPS hole pattern for simple wall, pedestal or vehicle dashboard mounting</li> <li>▶ Swivel mount</li> <li>▶ Compatible with devices with and without Rugged Boot/Exoskeleton attached.</li> <li>▶ Does not include pictured RAM brackets</li> </ul>	
<p>various</p> <p>(3rd party) *</p> <p><a href="http://www.strike.com.au">http://www.strike.com.au</a></p>		<p>Strike Charge-Only Vehicle Cradles</p>	<ul style="list-style-type: none"> <li>▶ Durable cradle design for rugged enterprise use</li> <li>▶ AMPS hole pattern for simple wall, pedestal or vehicle dashboard mounting</li> <li>▶ Swivel mount</li> <li>▶ Versions available supporting the following: <ul style="list-style-type: none"> <li><u>Boot/Exoskeleton</u>: (1) TC5x units without Boot or (2) TC5x units with Boot</li> <li><u>Power</u>: (1) USB or Cigarette Lighter Adapter (via USB to cigarette lighter adapter) or (2) 12/24 V Hard wired</li> <li><u>Mounting</u>: (1) DIY windshield suction cup mount or (2) professional installation via additional AMPS style brackets</li> <li><u>Antenna Boost</u>: available with or without additional external antenna boosting cable option for use in areas with poor cellular reception</li> <li><u>Keylock</u>: available with or without keylock for securing device in cradle</li> </ul> </li> </ul>	

<p>CRD-TC56-CVCD2-02</p>		<p>Charge/Communication Vehicle Cradle</p>	<ul style="list-style-type: none"> <li>▶This is a low cost, medium duty, drop in style cradle.</li> <li>▶Device clicks into place and can be removed from cradle by pressing two yellow release buttons.</li> <li>▶Cradle can be used in vertical (portrait) or horizontal (landscape) positions.</li> <li>▶Uses four mounting screws with AMPSS hole pattern.</li> <li>▶Only works with devices with Rugged Boot attached.</li> <li>▶Does not support Pistol Grip Handle.</li> <li>▶Rear of cradle has simple USB-C port for charging/communication. USB-C cable can be attached to USB Cigarette lighter adapter for charging or to a host device for charging and communication.</li> </ul>	<ul style="list-style-type: none"> <li>▶Rugged Boot with Handstrap (SG-TC5X-EXO1-01)</li> <li>▶ <b>For Charging:</b> USB-C cable (CBL-TC5X-USBC2A-01) and USB Cigarette Lighter Adapter (CHG-AUTO-USB1-01)</li> <li>▶For Mounting: Windshield Suction Mount (RAM-B-166U) OR See other RAM or ProClip mounting bracket options below.</li> </ul>
<p>CRD-TC56-UVCD1-01</p>		<p>Charge/Communication Vehicle Cradle</p>	<ul style="list-style-type: none"> <li>▶Uses locking lever on top of cradle to securely hold device in the cradle.</li> <li>▶Only works with devices with Rugged Boot attached.</li> <li>▶Uses four mounting screws with AMPSS hole pattern.</li> <li>▶Does not support Pistol Grip Handle.</li> <li>▶15 pin connector on cable is used to attach to USB I/O Hub (SHARE-USBH-01) - Hub will power the Cradle and charge the TC5x.</li> </ul>	<p>Rugged Boot with Handstrap (SG-TC5X-EXO1-01) and USB I/O Hub (SHARE-USBH-01)</p> <p><b>For Mounting:</b> Windshield Suction Mount (RAM-B-166U) OR See other RAM or ProClip mounting bracket options below.</p>
<p>SHARE-USBH-01</p>		<p>USB I/O Hub for Vehicle Data Communication Cradle</p>	<ul style="list-style-type: none"> <li>▶15 pin connector on cable is used to attach to Charge/Communication Vehicle Cradle (CRD-TC56-UVCD1-01)</li> <li>▶Includes the following ports: <ul style="list-style-type: none"> <li>- 3 standard USB A size ports - each can provide 1.5A current.</li> <li>- 1 USB A Charge-Only port - can provide 1.5A current or charging cell phones, tablets, headsets, etc.</li> </ul> </li> <li>▶Host device (TC5x) is automatically placed in USB Host mode</li> <li>▶Accepts 12/24V power from vehicle and provides power conditioning (SAE/ISO) to host device (TC5x)</li> <li>▶Hub must be powered externally for USB ports to be functional.</li> <li>▶NOTE: 3.5mm headset jack connector on hub is not supported with TC5x. Use TC5x's built-in jack instead.</li> </ul>	<p>Rugged Boot with Handstrap (SG-TC5X-EXO1-01) and Charge/Communication Vehicle Cradle (CRD-TC56-UVCD1-01)</p> <p><b>For Charging:</b> Cigarette Lighter Auto Charge Cable (CHG-AUTO-CLA1-01) OR Hard Wired Auto Charge Cable (CHG-AUTO-HWIRE1-01) OR Vehicle Charger Cable for USB I/O Hub and ZQ500/QLn Series Printers (VAM-MPP-VHCH1-01) OR Legacy Zebra Vehicle Cradle Adapter Cable (CBL-TC7X-GFS-01)</p> <p><b>For Mounting:</b> Mount on flat surface OR Vehicle Cradle RAM mount ball (RAM-B-238U) and additional RAM mount hardware</p>
<p>CHG-AUTO-CLA1-01</p>		<p>Cigarette Lighter Auto Charger Cable for USB I/O Hub</p>	<ul style="list-style-type: none"> <li>▶12/24V</li> <li>▶Includes tab on Barrel jack end for ensuring a reliable connection to USB I/O Hub (SHARE-USBH-01).</li> <li>▶Only compatible with USB I/O Hub (SHARE-USBH-01) which then powers TC5x Charge-Communication Vehicle Cradle (CRD-TC56-UVCD1-01)</li> </ul>	

<p>CHG-AUTO-HWIRE1-01</p>		<p>Hard Wired Auto Charger Cable for USB I/O Hub</p>	<ul style="list-style-type: none"> <li>▶12/24V</li> <li>▶Includes tab on Barrel jack end for ensuring a reliable connection to USB I/O Hub (SHARE-USBH-01).</li> <li>▶Bare wire end connects directly to vehicle power source.</li> <li>▶Only compatible with USB I/O Hub (SHARE-USBH-01) which then powers TC5x Charge-Communication Vehicle Cradle (CRD-TC56-UVCD1-01)</li> <li>▶Approximate cable length is 13 ft.</li> </ul>	
<p>CBL-TC7X-GFS-01</p>		<p>Legacy Vehicle Cradle Power Adapter Cable</p>	<ul style="list-style-type: none"> <li>▶Allows TC5X Vehicle Cradles to use power cables from legacy Zebra device vehicle cradles including: MC5x/MC6x, MC7x, MC9x-Brick, MC9x-Short, or MC95 which use cable SKUs 25-128973-01R, 25-61987-01R, or 25-128974-01R.</li> <li>▶Cable length is 11.5"</li> <li>▶NOTE: This is a custom product. Please work with your Zebra representative to open a Custom Product Request (CPR) if you would like to order this cable.</li> </ul>	
<p>VAM-MPP-VHCH1-01 (CPR required for use with TC5x)</p>		<p>Vehicle Charger Cable for USB I/O Hub and ZQ500/QLn Series Printers</p>	<ul style="list-style-type: none"> <li>▶Charger with charge both the USB I/O Hub (SHARE-USBH-01) a ZQ500 or QLn series printer.</li> <li>▶Includes the following: <ul style="list-style-type: none"> <li>(1) Power Supply (P1093358) which has square locking connector and one USB-A port which can be used to charge an additional device.</li> <li>(2) cable for charging USB I/O Hub (SHARE-USBH-01) (includes tab on Barrel jack end for ensuring a reliable connection to the cradle) and ZQ500/QLn printer</li> <li>(3) cable for charging TC7X Charging Cable Cup, Serial/Charge Cable, or USB/Charge Cable Cups and ZQ500/QLn printer - will not be used with TC5x.</li> <li>(4) Cigarette Lighter Adapter power cord</li> <li>(5) Hard Wired (bare wire) power cord</li> </ul> </li> <li>Choose preferred power cord (4) or (5)</li> <li>▶NOTE: This charging solution has not been officially validated with the TC5x. Please submit a CPR at <a href="http://cpr.zebra.lan">http://cpr.zebra.lan</a> (Zebra internal site) if you would like to use this cable with the TC5x.</li> </ul>	
<p>3PTY-PCLIP-945082 3PTY-PCLIP945082BR (for Brazil)</p>		<p>Cigarette Lighter Auto Charger Cable for Charge-Only Vehicle Cradle</p>	<ul style="list-style-type: none"> <li>▶Only compatible with TC5x Charge-Only Vehicle Cradle (CRD-TC56-CVCD1-01) or Charge-Only Vehicle Cradle, Drop-in style (3PTY-PCLIP-241424)</li> </ul>	
<p>3PTY-PCLIP-945081 3PTY-PCLIP945081BR (for Brazil)</p>		<p>Hard Wired Auto Charger Cable for Charge-Only Vehicle Cradle</p>	<ul style="list-style-type: none"> <li>▶Only compatible with TC5x Charge-Only Vehicle Cradle (CRD-TC56-CVCD1-01) or Charge-Only Vehicle Cradle, Drop-in style (3PTY-PCLIP-241424)</li> </ul>	

VAM-MPM-VHCH1-01		Vehicle Charger Cable for Charge-Only Vehicle Cradle and USB Charge Port (for charging ZQ300 Series Printer)	<ul style="list-style-type: none"> <li>▶Charger will charge both the TC5x Charge-Only Vehicle Cradle (CRD-TC56-CVCD1-01) or Charge-Only Vehicle Cradle, Drop-in style (3PTY-PCLIP-241424) AND a ZQ300 series printer (or other device using USB charging)</li> <li>▶Includes Power Supply (P1093358) which has square locking connector (for powering Charge-Only Vehicle Cradle) and one USB-A port where the ZQ3's USB-C cable can be plugged in for charging.</li> <li>▶Includes both Cigarette Lighter Adapter and Hard Wired (bare wire) connectors for connecting to vehicle power. Choose the preferred connector type.</li> </ul>	
RAM-B-166U		Vehicle Cradle Windshield Suction Cup Mount	<ul style="list-style-type: none"> <li>▶RAM Twist Lock Suction Cup with Double Socket Arm and Diamond Base Adapter</li> <li>▶Overall Length: 6.75"</li> <li>▶Attaches to back of Vehicle Cradles</li> </ul>	
RAM-B-238U		Vehicle Cradle RAM Mount ball	<ul style="list-style-type: none"> <li>▶RAM 2.43" x 1.31" Diamond Ball Base w/ 1" Ball</li> <li>▶Attaches to back of Vehicle Cradles</li> </ul>	Requires additional RAM hardware to mount vehicle cradle
3PTY-PCLIP-241476		Forklift/Vehicle Cradle Clamp Mount - for Pipe/Bar mounting	<ul style="list-style-type: none"> <li>▶Attaches to circular pipes/bars of vehicles/forklifts.</li> <li>▶Accommodates bars from 3/4" to 1 1/8" diameter (19 to 30 mm).</li> <li>▶Uses AMPS hole pattern for mounting ProClip cradles like 3PTY-PCLIP-241475.</li> <li>▶NOTE: This is a custom product. Please work with your Zebra representative to open a Custom Product Request (CPR) if you would like to order this item.</li> </ul>	
3PTY-PCLIP-241477		Forklift/Vehicle Cradle Clamp Mount with Backplate - for Pipe/Bar mounting	<ul style="list-style-type: none"> <li>▶Attaches to circular pipes/bars of vehicles/forklifts.</li> <li>▶Accommodates bars from 3/4" to 1 1/8" diameter (19 to 30 mm).</li> <li>▶Includes 3PTY-PCLIP-241476 with an attached backplate that uses AMPS hole pattern for mounting vehicle cradles.</li> <li>▶NOTE: This is a custom product. Please work with your Zebra representative to open a Custom Product Request (CPR) if you would like to order this item.</li> </ul>	







<p>3PTY-PCLIP-241478</p>		<p>Forklift/Vehicle Cradle Clamp Mount - for square frame mounting</p> 	<ul style="list-style-type: none"> <li>▶Attaches to square bars of vehicles/forklifts.</li> <li>▶Clamp is 5.125" x 3.75" and can accommodate bars of varying thicknesses.</li> <li>▶6" long arm on clamp uses AMPS hole pattern for mounting ProClip cradles like 3PTY-PCLIP-241475.</li> <li>▶NOTE: This is a custom product. Please work with your Zebra representative to open a Custom Product Request (CPR) if you would like to order this item.</li> </ul>	
<p>3PTY-PCLIP-215500</p>		<p>Tilt Swivel Mount For TC7X/TC5x Vehicle Cradles</p> 	<ul style="list-style-type: none"> <li>▶For mounting Vehicle Cradle on any flat surface.</li> <li>▶Angles/Tilts 15 degrees</li> <li>▶Swivels 360 degrees</li> <li>▶Extends 1 inch / 2.54 cm</li> <li>▶Base Plate and Face Plate has AMPS hole pattern</li> <li>▶Weight capacity 25 lbs / 11.34 kgs</li> <li>▶NOTE: Restricted Product - Must open CPR at <a href="http://cpr.zebra.com">http://cpr.zebra.com</a> (Zebra internal site). Sample devices shall then be provided, and once the customer approves these demo devices, the SKU shall be opened for sale to that customer. Refer to PMB 2756 for details.</li> </ul>	<p>Vehicle Cradle (CRD-TC56-CVCD1-01 or CRD-TC56-UVCD1-01)</p>
<p>3PTY-PCLIP-710836</p>		<p>2" tall Pedestal Mounting Kit - Horizontal Adjustment, For TC7X/TC5x Vehicle Cradle</p> 	<ul style="list-style-type: none"> <li>▶2 inch Solid-core Aluminum quick-adjust interlocking joint.</li> <li>▶The round bases provide an industry-standard 4-hole AMPS mounting pattern with approximately 20 degrees of rotation to facilitate the perfect mounting angle and device placement.</li> <li>▶Adjustable for optimal positioning</li> <li>▶Weight capacity over 300 lbs</li> <li>▶NOTE: Restricted Product - Must open CPR at <a href="http://cpr.zebra.com">http://cpr.zebra.com</a> (Zebra internal site). Sample devices shall then be provided, and once the customer approves these demo devices, the SKU shall be opened for sale to that customer. Refer to PMB 2756 for details.</li> </ul>	<p>Vehicle Cradle (CRD-TC56-CVCD1-01 or CRD-TC56-UVCD1-01)</p>

<p>3PTY-PCLIP-710834</p>		<p>4" tall Pedestal Mounting Kit For TC7X/TC5x Vehicle Cradles - Horizontal &amp; Vertical Adjustment</p> 	<ul style="list-style-type: none"> <li>▶4 inch Solid-core Aluminum quick-adjust interlocking joints.</li> <li>▶Mount also features a 2 inch 90-degree offset extension rod to enable both horizontal and vertical adjustment to achieve optimal device/cradle positioning.</li> <li>▶AMPS hole pattern in mount bases</li> <li>▶Quick and easy installation</li> <li>▶Adjustable for optimal positioning</li> <li>▶Weight capacity over 300 lbs</li> <li>▶NOTE: Restricted Product - Must open CPR at <a href="http://cpr.zebra.com">http://cpr.zebra.com</a> (Zebra internal site). Sample devices shall then be provided, and once the customer approves these demo devices, the SKU shall be opened for sale to that customer. Refer to PMB 2756 for details.</li> </ul>	<p>Vehicle Cradle (CRD-TC56-CVCD1-01 or CRD-TC56-UVCD1-01)</p>
<p>3PTY-PCLIP-710835</p>		<p>4" tall Pedestal Mounting Kit For TC7X/TC5x Vehicle Cradles - Horizontal Adjustment</p> 	<ul style="list-style-type: none"> <li>▶4 inch Solid-core Aluminum quick-adjust interlocking joints.</li> <li>▶Mount also features a 2 inch Horizontal extension rod between mount bases</li> <li>▶AMPS hole pattern in mount bases</li> <li>▶Quick and easy installation</li> <li>▶Adjustable for optimal positioning</li> <li>▶Weight capacity over 300 lbs</li> <li>▶NOTE: Restricted Product - Must open CPR at <a href="http://cpr.zebra.com">http://cpr.zebra.com</a> (Zebra internal site). Sample devices shall then be provided, and once the customer approves these demo devices, the SKU shall be opened for sale to that customer. Refer to PMB 2756 for details.</li> </ul>	<p>Vehicle Cradle (CRD-TC56-CVCD1-01 or CRD-TC56-UVCD1-01)</p>
<p>3PTY-PCLIP-241479</p>		<p>Standard Duty 5" Pedestal Mount</p> 	<ul style="list-style-type: none"> <li>▶Standard Duty mount is designed to be used in smooth-riding vehicles and areas with low risk of external contact.</li> <li>▶Length of arm assembly is 5".</li> <li>▶Uses AMPS hole pattern for mounting ProClip cradles like CRD-TC56-CVCD2-02.</li> <li>▶NOTE: This is a custom product. Please work with your Zebra representative to open a Custom Product Request (CPR) if you would like to order this item.</li> </ul>	<p>Vehicle Cradle (CRD-TC56-CVCD1-01 or CRD-TC56-UVCD1-01)</p>

3PTY-PCLIP-710837		6" tall Pedestal Mounting Kit - Horizontal & Vertical Adjustment, For TC7X/TC5x Vehicle Cradles	<ul style="list-style-type: none"> <li>▶6 inch Solid-core Aluminum quick-adjust interlocking joint.</li> <li>▶The round bases provide an industry-standard 4-hole AMPSS mounting pattern with approximately 20 degrees of rotation to facilitate the perfect mounting angle and device placement.</li> <li>▶Adjustable for optimal positioning</li> <li>▶Weight capacity over 300 lbs</li> <li>▶NOTE: Restricted Product - Must open CPR at <a href="http://cpr.zebra.lan">http://cpr.zebra.lan</a> (Zebra internal site). Sample devices shall then be provided, and once the customer approves these demo devices, the SKU shall be opened for sale to that customer. Refer to PMB 2756 for details.</li> </ul>	Vehicle Cradle (CRD-TC56-CVCD1-01 or CRD-TC56-UVCD1-01)
3PTY-PCLIP-710838		8" tall Pedestal Mounting Kit - Horizontal Adjustment, For TC7X/TC5x Vehicle Cradles	<ul style="list-style-type: none"> <li>▶8 inch Solid-core Aluminum quick-adjust interlocking joint.</li> <li>▶The round bases provide an industry-standard 4-hole AMPSS mounting pattern with approximately 20 degrees of rotation to facilitate the perfect mounting angle and device placement.</li> <li>▶Adjustable for optimal positioning</li> <li>▶Weight capacity over 300 lbs</li> <li>▶NOTE: Restricted Product - Must open CPR at <a href="http://cpr.zebra.lan">http://cpr.zebra.lan</a> (Zebra internal site). Sample devices shall then be provided, and once the customer approves these demo devices, the SKU shall be opened for sale to that customer. Refer to PMB 2756 for details.</li> </ul>	Vehicle Cradle (CRD-TC56-CVCD1-01 or CRD-TC56-UVCD1-01)
<b>Communication Cables</b>				
Part Number	Picture	Description	Notes	Required Items
CBL-TC5X-USBC2A-01		USB-C cable	<ul style="list-style-type: none"> <li>▶USB-A to USB-C cable</li> <li>▶Normally used with Charge/Communication Cradle (CRD-TC56-CVCD2-02).</li> <li>▶Can also attach to USB-C port on TC5X (located under the rugged 7-pin connector on the bottom of the device)</li> <li>▶NOTE: Use of USB-C cable port on TC5X is ONLY intended for application developer use. Use of this cable by end-users is NOT recommended or supported!</li> <li>▶Cable length is 1M (~3.25 ft.)</li> </ul>	
CBL-TC2X-USBC-01		USB-C cable	<ul style="list-style-type: none"> <li>▶USB-A to USB-C cable</li> <li>▶Attaches to USB-C port which is located under the rugged 7-pin connector on the bottom of the device.</li> <li>▶NOTE: Use of USB C cable is ONLY intended for application developer use. Use of this cable by end-users is NOT recommended or supported!</li> <li>▶Cable length is 1.5M (~5 ft.)</li> <li>▶This cable includes an additional ferrite bead and is typically used with TC25 devices.</li> </ul>	



3rd party *		USB-C cable	<ul style="list-style-type: none"> <li>Attaches to USB-C port which is located under the rugged 7-pin connector on the bottom of the device.</li> <li>NOTE: Use of USB C cable is ONLY intended for use for application developer use. Use of this cable by end-users is NOT recommended or supported!</li> </ul>	
25-124330-01R		Single Slot Cradle to PC/Host USB cable	<ul style="list-style-type: none"> <li>Used with Single Slot Cradle</li> <li>Micro USB connection on cradle end</li> </ul>	
ADPTR-TC56-USBC-01		Snap-on Charge-Only Adapter	<ul style="list-style-type: none"> <li>Attaches to rugged charge/communicator port on bottom of TC5x.</li> <li>Does not provide USB communications, only charging.</li> <li>Will charge battery in TC5x from 0-90% in as little as 2.5 hours when used with USB Power Supply (PWR-WUA5V12W0xx)</li> <li>Includes insert/shim that requires removal when using a TC5x unit with the Rugged Boot/Exoskeleton attached.</li> </ul>	<ul style="list-style-type: none"> <li>USB-C cable (CBL-TC5X-USBC2A-01 or CBL-TC2X-USBC-01) or similar 3rd party USB-C standard cable</li> <li>USB charger...</li> <li><b>Indoor use:</b> order Country Specific version of USB Power Supply (PWR-WUA5V12W0xx)</li> <li><b>In Vehicle use:</b> USB Cigarette Lighter Adapter (CHG-AUTO-USB1-01)</li> </ul>
CBL-TC51-USB1-01		Snap-on USB Communication/Charging Cable	<ul style="list-style-type: none"> <li>Attaches to rugged charge/communicator port on bottom of TC5x.</li> <li>Will charge battery in TC5x from 0-90% in as little as 2.5 hours when used with USB Power Supply (PWR-WUA5V12W0xx)</li> <li>Includes insert/shim that requires removal when using a TC5x unit with the Rugged Boot/Exoskeleton attached.</li> </ul>	<ul style="list-style-type: none"> <li><u>For standalone charging:</u></li> <li><b>Indoor use:</b> order Country Specific version of USB Power Supply (PWR-WUA5V12W0xx)</li> <li><b>In Vehicle use:</b> USB Cigarette Lighter Adapter (CHG-AUTO-USB1-01)</li> </ul>
3rd party *		USB micro-A to USB A Female adapter	<ul style="list-style-type: none"> <li>Allows the TC5x to act as a USB host to connect to devices like USB flash drives/memory sticks, mice, etc.</li> <li>Connects to Single Slot USB Cradle</li> </ul>	
<a href="http://www.cyberguys.com/product-details/?productid=33062">see http://www.cyberguys.com/product-details/?productid=33062</a>				
<b>Snap-On Accessories</b>				
<b>Part Number</b>	<b>Picture</b>	<b>Description</b>	<b>Notes</b>	<b>Required Items</b>

KT-TC51-TRG1-01		Pistol Grip Trigger Handle and Boot Kit	<ul style="list-style-type: none"> <li>▶Trigger Handle accessory offers customers the option of using the product in a gun form factor, ideal for scan-intensive situations.</li> <li>▶Trigger Handle attaches to the mounts on the Rugged Boot (required). There are no mounting points on the terminal itself.</li> <li>▶Uses a mechanical design to press the back facing button on the TC5x.</li> <li>▶Kit includes Pistol Grip Trigger Handle (TRG-TC51-SNP1-03) and Rugged Boot/Exoskeleton without handstrap (SG-TC5X-EXONHS-01).</li> <li>▶Optional Wrist Strap (SG-PD40-WLD1-01) also available.</li> <li>▶Blocks view of rear facing camera</li> <li>▶NOTE: Prior to 7/25/18 included SG-TC51-BOOT1-01 and TRG-TC51-SNP1-01 - see PMB 10252.</li> </ul>	
TRG-TC51-SNP1-03		Pistol Grip Trigger Handle	<ul style="list-style-type: none"> <li>▶Trigger Handle accessory offers customers the option of using the product in a gun form factor, ideal for scan-intensive situations.</li> <li>▶Trigger Handle attaches to the mounts on the Rugged Boot (required). There are no mounting points on the terminal itself.</li> <li>▶Uses a mechanical design to press the back facing button on the TC5x.</li> <li>▶Optional Wrist Strap (SG-PD40-WLD1-01) also available.</li> <li>▶Uses gray color trigger button</li> <li>▶Enhanced version of TRG-TC51-SNP1-01 that provides additional trigger assembly durability.</li> <li>▶Blocks view of rear facing camera</li> </ul>	Rugged Boot/Exoskeleton without handstrap (SG-TC5X-EXONHS-01)
TRG-TC51-SNP1-01		Pistol Grip Trigger Handle	<ul style="list-style-type: none"> <li>▶To be discontinued when stock runs out, now use TRG-TC51-SNP1-03 - see PMB 10252.</li> <li>▶Trigger Handle accessory offers customers the option of using the product in a gun form factor, ideal for scan-intensive situations.</li> <li>▶Trigger Handle attaches to the mounts on the Rugged Boot (required). There are no mounting points on the terminal itself.</li> <li>▶Uses a mechanical design to press the back facing button on the TC5x.</li> <li>▶This SKU is typically ordered for spare/replacement Trigger Handles. For new installations order KT-TC51-TRG1-01 which will also include the required Rugged Boot.</li> <li>▶Optional Wrist Strap (SG-PD40-WLD1-01) also available.</li> <li>▶Uses black color trigger button</li> <li>▶Blocks view of rear facing camera</li> </ul>	Rugged Boot/Exoskeleton without handstrap (SG-TC5X-EXONHS-01)
See RFD8500 Accessories Document for additional Info		UHF RFID Sled for TC5x	<ul style="list-style-type: none"> <li>▶Adapter allows TC5x to be mounted on top of RFD8500.</li> <li>▶TC5x adapter (ADP-TC51-100) attaches to top of RFD8500 unit.</li> <li>▶Does not support Rugged Boot/Exoskeleton (SG-TC5X-EXO1-01)</li> </ul>	

Soft Goods - Cases/Holsters

Part Number	Picture	Description	Notes	Required Items
SG-TC51-HLSTR1-01		Soft Holster	<ul style="list-style-type: none"> <li>▶Vertical orientation with Open Bucket design to accommodate base TC5x, unit with optional Rugged Boot/Exoskeleton, or optional Pistol Grip Trigger Handle.</li> <li>▶Strap on rear of holster allows adjustment for use with the accessory options mentioned above.</li> <li>▶Leather material.</li> <li>▶Includes Loop and tether point for optional stylus.</li> <li>▶Non rotating for maximum durability.</li> <li>▶Holster includes cut-out for speaker output.</li> </ul>	
367-4848 (3rd party) *  Contact: Bill Donehoo office: 630-549-6258 bdonehoo@ens-co.com  <a href="http://www.ens-co.com">http://www.ens-co.com</a>		ENS Belt Clip Holder for TC5X with ENS Payment Device Sleds	<ul style="list-style-type: none"> <li>▶Top clamp holds TC5X without interference of buttons.</li> <li>▶Access to headphone port.</li> <li>▶Screen protected in clip</li> <li>▶Can be installed in left or right orientation.</li> <li>▶Compatible with mobile payment frame 367-4189 &amp; 367-4190</li> </ul>	▶TC5X with ENS Payment Device Sled (367-4189 & 367-4190)
SG-TC51-BHDSTP1-01 (single strap)  SG-TC51-BHDSTP1-03 (pack of 3)		Basic Handstrap for TC51/TC52 (no boot)	<ul style="list-style-type: none"> <li>▶Compatible with TC51/TC52 units without the Rugged Boot/Exoskeleton attached.</li> <li>▶Not compatible with TC56/TC57 units - does not have tether loop bar on bottom of device.</li> </ul>	



<p>SG-TC5X-EXO1-01</p>		<p>Rugged Boot/Exoskeleton with Handstrap</p>	<ul style="list-style-type: none"> <li>▶Boot increases drop spec of device one additional foot (4 ft. to 5 ft.)</li> <li>▶Includes one handstrap (SG-TC51-EHDSTP1)</li> <li>▶Can be distinguished from SG-TC51-EXO1-01 by additional cutouts on top rear of boot</li> </ul> 	
<p>SG-TC5X-EXO1-02</p>		<p>Rugged Boot/Exoskeleton with adjustable Velcro Handstrap</p>	<ul style="list-style-type: none"> <li>▶Boot increases drop spec of device one additional foot (4 ft. to 5 ft.)</li> <li>▶Uses an adjustable Velcro handstrap vs. the non-adjustable handstrap used on SG-TC5X-EXO1-01, uses non adjustable handstrap (SG-TC51-EHDSTP1)</li> <li>▶NOTE: This is a custom product. Please work with your Zebra representative to open a Custom Product Request (CPR) if you would like to order this item.</li> </ul>	
<p>SG-TC5X-EXONHS-01</p>		<p>Rugged Boot/Exoskeleton</p>	<ul style="list-style-type: none"> <li>▶Boot increases drop spec of device one additional foot (4 ft. to 5 ft.)</li> <li>▶Does not include handstrap like SG-TC51-EXO1-01.</li> <li>▶Typically used with Pistol Grip Trigger Handle (TRG-TC51-SNP1-01).</li> <li>▶Can be distinguished from SG-TC51-BOOT1-01 by additional cutouts on top rear of boot</li> </ul> 	

<p>Submit a Custom Products Request at <a href="http://cpr.zebra.com">http://cpr.zebra.com</a> (Zebra internal site)</p>		<p>Additional Rubber Boot options</p>	<ul style="list-style-type: none"> <li>▶ Custom boot color and logo options</li> </ul>	
<p>SG-TC51-WMADP1-01</p>		<p>Arm/Wrist Mount (Standard Strap)</p>	<ul style="list-style-type: none"> <li>▶ Allows TC5x to be worn as a wearable device.</li> <li>▶ Wearable design allows the user to have easy access to the device while having the ability to use both hands.</li> <li>▶ Swivel design allows device to be viewed in Portrait or Landscape mode.</li> <li>▶ Use of a Bluetooth Ring Scanner like the RS6000 or RS507X is recommended, but mount will still allow device's built-in scanner to be used.</li> <li>▶ Uses BOA dial-to-fit design which is strong, durable, and easy to use.</li> <li>▶ Velcro free design uses non-absorbent materials that can be wiped down.</li> <li>▶ Includes Carrier, Comfort Pad (SG-NGWT-CMPD-01) and Small/Medium size Wrist Strap (SG-NGWT-WSTPST-01).</li> <li>▶ White Dial and accent color on strap identify size as Standard (small-medium).</li> <li>▶ Strap length is 171 mm (approx 6.75")</li> <li>▶ It is typical for each user to have their own wrist mount (for hygiene).</li> <li>▶ Same design and materials as WT6000 series wrist mounts.</li> </ul>	

<p>SG-TC51-WMADP1-02</p>		<p>Arm/Wrist Mount (Extended Strap)</p>	<ul style="list-style-type: none"> <li>▶Allows TC5x to be worn as a wearable device.</li> <li>▶Wearable design allows the user to have easy access to the device while having the ability to use both hands.</li> <li>▶Swivel design allows device to be viewed in Portrait or Landscape mode.</li> <li>▶Use of a Bluetooth Ring Scanner like the RS6000 or RS507X is recommended, but mount will still allow device's built-in scanner to be used.</li> <li>▶Uses BOA dial-to-fit design which is strong, durable, and easy to use.</li> <li>▶Velcro free design uses non-absorbent materials that can be wiped down.</li> <li>▶Includes Carrier, Comfort Pad (SG-NGWT-CMPD-01) and Medium/Large size Wrist Strap (SG-NGWT-WSTPLN-01).</li> <li>▶Black Dial and accent color on strap identify size as Extended (medium-large).</li> <li>▶Strap length is 265 mm (approx 10.5")</li> <li>▶It is typical for each user to have their own wrist mount (for hygiene).</li> <li>▶Same design and materials as WT6000 series wrist mounts.</li> </ul>	
<p>SG-NGWT-CMPD-02</p>		<p>Replacement Comfort Pad for wrist mount</p>	<ul style="list-style-type: none"> <li>▶Soft Rubber</li> <li>▶Easily removable</li> <li>▶Hygienic</li> <li>▶Improved design vs. SG-NGWT-CMPD-01 which now includes ridges in the top surface that assists with alignment during installation and reduces the occurrence of slippage, especially in the presence of sweat.</li> </ul>	
<p>SG-NGWT-CMPD-01</p>		<p>Replacement Comfort Pad for wrist mount</p>	<ul style="list-style-type: none"> <li>▶Soft Rubber</li> <li>▶Easily removable</li> <li>▶Hygienic</li> </ul>	
<p>SG-NGWT-WSTPST-01</p>		<p>Replacement Arm/Wrist Strap (standard size)</p>	<ul style="list-style-type: none"> <li>▶White Dial and accent color on strap identify size as Standard (small/medium)</li> <li>▶Strap length is 171 mm (approx 6.75")</li> </ul>	





SG-NGWT-WSTPLN-01		Replacement Arm/Wrist Strap (extended size)	<ul style="list-style-type: none"> <li>▶Black Dial and accent color on strap identify size as Extended (medium/large)</li> <li>▶Strap length is 265 mm (approx 10.5")</li> </ul>	
SG-NGWT-WSTPXL-01		Replacement Wrist Strap (extra-large size)	<ul style="list-style-type: none"> <li>▶Blue Dial and accent color on strap identify size as extra-large.</li> <li>▶Strap length is 375 mm (approx 14.75")</li> </ul>	
SG-WT4027050-01R		Arm Sleeve (pack of 5)	<ul style="list-style-type: none"> <li>▶Worn under wrist mount strap if worker is in short-sleeved shirt and wants: <ul style="list-style-type: none"> <li>- Extra sweat wicking/ personal layer</li> <li>- Extra comfort</li> <li>- Extra slip-resistance</li> </ul> </li> <li>▶Material will not snag</li> <li>▶One size fits all</li> <li>▶Washable in mild detergent. Should be air dried.</li> <li>▶Pack of 5 Arm Sleeves</li> </ul>	
AF2567DW (3rd party) *  <a href="http://www.ultimacase.com">http://www.ultimacase.com</a>		Arm/Wrist Mount Holster	<ul style="list-style-type: none"> <li>▶Allows TC5x to be worn as a wearable device.</li> <li>▶Wearable design allows the user to have easy access to the device while having the ability to use both hands.</li> <li>▶Breathable material keeps the wrist cool and comfortable.</li> <li>▶Case rotates to desired angle - can be used in portrait or landscape mode.</li> <li>▶Not compatible with devices with Rugged Boot/Exoskeleton attached.</li> </ul>	





<p>SL2378 (3rd party) *</p> <p><a href="http://www.systemslink.co.uk">http://www.systemslink.co.uk</a></p>		<p>Arm/Wrist Mount Holster</p>	<ul style="list-style-type: none"> <li>▶Allows TC5x to be worn as a wearable device.</li> <li>▶Wearable design allows the user to have easy access to the device while having the ability to use both hands.</li> <li>▶Breathable synthetic material keeps the wrist cool and comfortable.</li> <li>▶Not compatible with devices with Rugged Boot/Exoskeleton attached.</li> </ul>	
<p>AF2669DW (3rd party) *</p> <p><a href="http://www.ultimacase.com">http://www.ultimacase.com</a></p>		<p>Operations Case</p>	<ul style="list-style-type: none"> <li>▶Snap closure for easy removal of device.</li> <li>▶3 D-rings for use with an optional retractor (shown in picture, but not included).</li> <li>▶Direct access to screen for ease of use.</li> <li>▶Not compatible with devices with Rugged Boot/Exoskeleton attached.</li> </ul>	
<p>AC1755DW (3rd party) *</p> <p><a href="http://www.ultimacase.com">http://www.ultimacase.com</a></p>		<p>Holster for Gun Handle</p>	<ul style="list-style-type: none"> <li>▶Made with durable easy care Ballistic nylon.</li> <li>▶Designed for left or right handed users with easy to switch hook and loop attachment.</li> <li>▶Exterior pocket to hold a spare battery.</li> </ul>	
<p>367-4848 (3rd party) *</p> <p>Contact: Bill Donehoo office: 630-549-6258 bdonehoo@ens-co.com</p> <p><a href="http://www.ens-co.com">http://www.ens-co.com</a></p>		<p>ENS Holder/Sled for Verifone e285 Payment Device</p>	<ul style="list-style-type: none"> <li>▶Holder/Sled attaches to TC5x Rugged Boot/Exo-Skeleton and will hold Verifone e285 Payment Device.</li> <li>▶Compact for mobility - easily fits in the palm of your hand to be used as a handheld case.</li> <li>▶Accessibility to all scan and payment features on both devices</li> <li>▶Bluetooth connection between TC5x and e285</li> <li>▶Quick release option to remove TC5x from Holder/Sled to allow user access to change battery.</li> <li>▶Option to lock out quick-release access with pin-type security set screws on both sides of ENS Holder/Sled.</li> <li>▶Not compatible with Pistol Grip Trigger Handle</li> </ul>	<ul style="list-style-type: none"> <li>▶Rugged Boot/Exoskeleton (SG-TC5X-EXO1-01) - handstrap that is included with Boot will not be used.</li> <li>▶Recommend using ENS Single Slot USB/Charging ShareCradle for TC5x and Verifone e285 Payment Device (367-4862) for charging</li> </ul>

<p>367-4190 (3rd party) *</p> <p>Contact: Bill Donehoo office: 630-549-6258 bdonehoo@ens-co.com</p> <p><a href="http://www.ens-co.com">http://www.ens-co.com</a></p>		<p>ENS Verge 355z Holder/Sled for Verifone e355 Payment Device</p>	<ul style="list-style-type: none"> <li>▶Holder/Sled attaches to TC5x Rugged Boot/Exo-Skeleton and will hold Verifone e355 Payment Device.</li> <li>▶Overall weight &amp; dimensions (with TC5x and Verifone e355 installed): .11 lbs, 6.23 in. L x 3.26 in. W x 1.64 in. H</li> <li>▶Compact for mobility - easily fits in the palm of your hand to be used as a handheld case.</li> <li>▶Accessibility to all scan and payment features on both devices</li> <li>▶Bluetooth connection between TC5x and e355</li> <li>▶Quick release option to remove TC5x from Holder/Sled to allow user access to change battery.</li> <li>▶Option to lock out quick-release access with pin-type security set screws on both sides of ENS Holder/Sled.</li> <li>▶Not compatible with Pistol Grip Trigger Handle</li> </ul>	<ul style="list-style-type: none"> <li>▶Rugged Boot/Exoskeleton (SG-TC5X-EXO1-01) - handstrap that is included with Boot will not be used.</li> <li>▶Recommend using ENS Single Slot USB/Charging ShareCradle for TC5x and Verifone e355 Payment Device (367-4288-C) for charging</li> </ul>
<p>367-4189 (3rd party) *</p> <p>Contact: Bill Donehoo office: 630-549-6258 bdonehoo@ens-co.com</p> <p><a href="http://www.ens-co.com">http://www.ens-co.com</a></p>		<p>ENS Holder/Sled for Ingenico iSMP4 Payment Device</p>	<ul style="list-style-type: none"> <li>▶Holder/Sled attaches to TC5x Rugged Boot/Exo-Skeleton and will hold Ingenico iSMP4 Payment Device.</li> <li>▶Overall weight &amp; dimensions (with TC5x and Ingenico iSMP4 installed): .xx lbs, x.xx in. L x x.xx in. W x x.xx in. H</li> <li>▶Compact for mobility - easily fits in the palm of your hand to be used as a handheld case.</li> <li>▶Accessibility to all scan and payment features on both devices</li> <li>▶Bluetooth connection between TC5x and e355</li> <li>▶Quick release option to remove TC5x from Holder/Sled to allow user access to change battery.</li> <li>▶Option to lock out quick-release access with pin-type security set screws on both sides of ENS Holder/Sled.</li> <li>▶Not compatible with Pistol Grip Trigger Handle</li> </ul>	<ul style="list-style-type: none"> <li>▶Rugged Boot/Exoskeleton (SG-TC5X-EXONHS-01)</li> <li>▶Recommend using ENS Single Slot USB/Charging ShareCradle for TC5x and Ingenico iSMP4 Payment Device (367-4492-A) for charging</li> </ul>
<p>SG-TC51-EHDSTP1-03 (pack of 3)</p>		<p>Replacement Handstraps for TC5x units with Boot</p>	<ul style="list-style-type: none"> <li>▶Compatible with TC5x units with the Rugged Boot/Exoskeleton attached (SG-TC5X-EXO1-01 or SG-TC5X-EXONHS-01).</li> <li>▶This strap is normally included with each Rugged Boot/Exoskeleton w/handstrap (SG-TC5X-EXO1-01).</li> </ul>	








<p>SG-TC51-LHDSTP1-03 (pack of 3)</p>		<p>Replacement Handstraps (for Belt Clip attachment) for TC5x units with Boot</p>	<ul style="list-style-type: none"> <li>▶Compatible with TC5x units with the Rugged Boot/Exoskeleton attached (SG-TC5X-EXONHS-01).</li> <li>▶Allows TC5x to be mounted on a belt clip (see SG-TC51-CLPSTP1-01).</li> <li>▶NOTE: This is a custom product. Please work with your Zebra representative to open a Custom Product Request (CPR) if you would like to order this item.</li> </ul>	
<p>SG-TC51-CLPSTP1-01 (pack of 1)</p> <p>SG-TC51-CLPSTP1-60 (pack of 60)</p>		<p>Handstrap with Belt Clip attachment</p>	<ul style="list-style-type: none"> <li>▶Compatible with TC5x units with the Rugged Boot/Exoskeleton attached (SG-TC5X-EXONHS-01).</li> <li>▶Allows TC5x to be mounted on a belt clip.</li> <li>▶NOTE: This is a custom product. Please work with your Zebra representative to open a Custom Product Request (CPR) if you would like to order this item.</li> </ul>	<p>Rugged Boot/Exoskeleton (SG-TC5X-EXONHS-01)</p>
<ul style="list-style-type: none"> <li>▶Charges up to 4 Spare Batteries</li> <li>▶Up to 4 Battery Chargers can be wall or rack mounted using Mounting Bracket (BRKT-SCRD-SMRK-01).</li> <li>▶Kit includes 4-Slot Battery Charger (SAC-NWTRS-4SCH-01), Power Supply (PWR-BGA12V50W0WW) and DC Line Cord (CBL-DC-388A1-01).</li> <li>▶NOTE: This is a custom product. Please work with your Zebra representative to open a Custom Product Request (CPR) if you would like to order this item.</li> </ul>		<p>Replacement Belt Clips</p>	<ul style="list-style-type: none"> <li>▶Replacement Belt Clips allowing TC5x to be mounted on belt (see SG-TC51-CLPSTP1-01).</li> <li>▶NOTE: This is a custom product. Please work with your Zebra representative to open a Custom Product Request (CPR) if you would like to order this item.</li> </ul>	

SG-PD40-WLD1-01		Wrist Strap for Rugged Boot or Trigger Handle	<ul style="list-style-type: none"> <li>Attaches to bottom of Pistol Grip Trigger Handle (TRG-TC51-SNP1-01) or to tether point on rear of Rugged Boot (SG-TC5X-EXO1-01 or SG-TC5X-EXONHS-01)</li> </ul>	
SG-TC51-CLIPHC1-01		Heathcare Carrying Clip	<ul style="list-style-type: none"> <li>Clip is used with Heathcare versions of TC51/TC52 to allow user to conveniently attach the device to healthcare clothing (i.e. smocks, etc.).</li> <li>Clip attaches to top of TC51/TC52 unit.</li> <li>Has Healthcare blue disinfectant ready housing.</li> <li>Clip does not provide access to headset jack, which is not included on healthcare TC51/TC52 configurations.</li> <li>Not compatible with Basic Handstrap (SG-TC51-BHDSTP1-03) or Rugged Boot/Exoskeleton (SG-TC5X-EXO1-01 or SG-TC5X-EXONHS-01)</li> </ul>	
SG-TC51-CLIP2		Carrying Clip	<ul style="list-style-type: none"> <li>Clip can be used to allow user to conveniently attach all TC5x configurations to clothing or belt.</li> <li>Attaches to top of TC5x unit.</li> <li>Clip provides access to the device's headset jack.</li> <li>Not compatible with Basic Handstrap (SG-TC51-BHDSTP1-03) or Rugged Boot/Exoskeleton (SG-TC5X-EXO1-01 or SG-TC5X-EXONHS-01).</li> <li><b>NOTE: This is a custom product. Please work with your Zebra representative to open a Custom Product Request (CPR) if you would like to order this item.</b></li> </ul>	
<b>Misc</b>				
Part Number	Picture	Description	Notes	Required Items
SG-TC7X-STYLUS-03 (pack of 3)		Stylus Kit with Tether	<ul style="list-style-type: none"> <li>Includes fine-pitch, capacitive Stylus (SG-TC7X-STYLUS1-03) and coiled tether (KT-TC7X-TETHR1-03)</li> <li>Conductive Carbon-filled plastic material w/ 5mm tip.</li> <li>Length of stylus is 3.5".</li> <li>Rigid plastic stylus is optimized for enterprise durability.</li> <li>Clip &amp; tether point to reduce loss.</li> <li>Tether to Handstrap</li> <li>When not being used stylus can be stored in loop on Handstrap or in the optional Holster</li> </ul>	





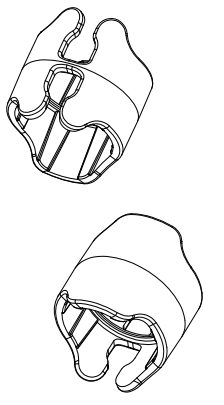
SG-TC7X-STYEX1-3 (pack of 3)		Extended Length Stylus	<ul style="list-style-type: none"> <li>▶Conductive Carbon-filled plastic material w/ 5mm tip</li> <li>▶Rigid plastic stylus is optimized for enterprise durability.</li> <li>▶Clip &amp; tether point to reduce loss.</li> <li>▶When not being used stylus can be stored in optional Holster</li> <li>▶To be discontinued 2/2019 - see PMB 10057</li> </ul>	
SG-ET5X-SLTETR-01		Coiled Tether for Stylus		
KT-TC51-SCRNP1-01 (pack of 3)		Screen Protectors	<ul style="list-style-type: none"> <li>▶Tempered glass</li> <li>▶Includes alcohol wipes, cleaning cloth, and tools needed for screen protector installation.</li> </ul>	
ADP-TC51-RGIO1-03 (pack of 3)		Replacement Rugged I/O Connector	<ul style="list-style-type: none"> <li>▶This is a pack of three spare/replacement 7-pin rugged I/O connectors that attach to bottom of the device.</li> </ul>	

### Headset/Audio Accessories

Part Number	Picture	Description	Notes	Required Items
HDST-35MM-PTVP-01		PTT and VoIP Headset (3.5mm jack)	<ul style="list-style-type: none"> <li>▶For Push-To-Talk (PTT) <u>and</u> VoIP telephony</li> <li>▶Uses 3.5mm rugged jack that is keyed/collared for a locking failsafe connection.</li> <li>▶Rotating earpiece allows for right or left ear configuration</li> <li>▶Built-in cord wrap</li> <li>▶mono with microphone</li> <li>▶includes clip for attaching PTT button to clothing.</li> </ul>	3.5mm Keyed/Collared Female to 3.5mm Male Headset Adapter Cable (CBL-TC51-HDST35-01)
HDST-25MM-PTVP-01		PTT and VoIP Headset (2.5mm jack)	<ul style="list-style-type: none"> <li>▶For Push-To-Talk (PTT) <u>and</u> VoIP telephony</li> <li>▶2.5 mm jack</li> <li>▶Rotating earpiece allows for right or left ear configuration</li> <li>▶Built-in cord wrap</li> <li>▶mono with microphone</li> <li>▶includes clip for attaching PTT button to clothing.</li> <li>▶Recommend using 3.5mm headset (HDST-35MM-PTVP-01) instead since this feature a more secure locking jack connector.</li> </ul>	2.5mm Female to 3.5mm Male Headset Adapter Cable (CBL-TC51-HDST25-01)

<p>See HS2100-HS3100 Accessories Document</p>		<p>HS2100 Rugged Wired Headset</p>	<ul style="list-style-type: none"> <li>▶Built to handle the everyday inevitable drops</li> <li>▶Dustproof, sprayproof and waterproof</li> <li>▶Ready for the freezer and outdoor subzero temperatures</li> <li>▶Feather-light for extraordinary comfort</li> <li>▶Noise cancellation for a superior voice experience in the noisiest environments</li> <li>▶Detachable swivel boom minimizes costs.</li> <li>▶Swivelling boom mutes microphone allowing uses to prevent voice pick applications from recognizing non-voice pick conversations.</li> <li>▶User-replaceable pads and windscreens maximize comfort and hygiene</li> </ul>	<p>3.5mm Keyed/Collared Female to 3.5mm Male Headset Adapter Cable (CBL-TC51-HDST35-01) and HS2100 to 3.5mm Standard Cable (CBL-HS2100-3MS1-01)</p> <p>See HS2100/HS3100 Accessories Document for additional headset accessories</p>
<p>See HS2100-HS3100 Accessories Document</p>		<p>HS3100 Rugged Bluetooth Headset</p>	<ul style="list-style-type: none"> <li>▶HD Voice, also known as Wide Band Audio, brings incredible audio clarity</li> <li>▶Built to handle the everyday inevitable drops</li> <li>▶Dustproof, sprayproof and waterproof</li> <li>▶Ready for the freezer and outdoor subzero temperatures</li> <li>▶Feather-light for extraordinary comfort</li> <li>▶Noise cancellation for a superior voice experience in the noisiest environments</li> <li>▶Swap batteries on the fly — without losing the Bluetooth connection</li> <li>▶Split-second tap-to-pair simplicity using NFC.</li> <li>▶Detachable swivel boom minimizes costs.</li> <li>▶Swivelling boom mutes microphone allowing uses to prevent voice pick applications from recognizing non-voice pick conversations.</li> <li>▶User-replaceable pads and windscreens maximize comfort and hygiene</li> <li>▶15 hours of battery power</li> </ul>	<p>See HS2100/HS3100 Accessories Document for headset accessories</p>
<p>K551011  (Zebra orderable SKU)</p>		<p>Savox BTR-155 Bluetooth Remote Speaker/Mic (RSM)</p>	<ul style="list-style-type: none"> <li>▶Bluetooth speaker-microphone designed to work with different walkie talkie style Push-to-Talk applications, including Zebra PTT Pro (check with Zebra PTT Pro engineering team for current device/OS support).</li> <li>▶Includes clip for attaching device to clothing for lapel speaker/mic usage.</li> <li>▶Rugged wireless speaker microphone, IP55.</li> <li>▶Allows cable-free movement</li> <li>▶Familiar speaker microphone functions; PTT and volume buttons</li> <li>▶Includes 2.5mm headset jack allowing headphones to be connected for keeping conversations more private.</li> <li>▶LED status indication</li> <li>▶High speaker volume</li> <li>▶Includes: <ul style="list-style-type: none"> <li>- Savox RSM</li> <li>- Modular Wired earpiece</li> <li>- Wall Charger</li> <li>- USB Cable</li> <li>- Quick Start Guide</li> <li>- Carrying Strap</li> </ul> </li> </ul>	

<p>APTT1 (3rd party) *</p> <p><a href="https://www.aina-wireless.com/">https://www.aina-wireless.com/</a></p>		<p>Aina Push-To-Talk (PTT) Bluetooth Voice Responder Remote Speaker/Mic (RSM)</p>	<ul style="list-style-type: none"> <li>▶Bluetooth speaker-microphone designed to work with different walkie talkie style Push-to-Talk applications, including Zebra PTT Pro (check with Zebra PTT Pro engineering team for current device/OS support).</li> <li>▶Includes clip for attaching device to clothing for lapel speaker/mic usage.</li> <li>▶Features several buttons which the application developers can assign to different functions.</li> <li>▶Users can remotely control functions such as push-to-talk, phone calls, channel switching and emergency alerts.</li> <li>▶Device is ruggedized, MIL-STD 810G and IP67.</li> <li>▶Long lasting battery designed for 24 hour approx battery life. Can be recharged via micro-USB port.</li> <li>▶Includes 3.5mm headset jack allowing headphones to be connected for keeping conversations more private.</li> <li>▶Can be easily paired to mobile computer using NFC tap-to-pair.</li> </ul>	
<p>H3-B-1 (3rd party) *</p> <p><a href="https://www.delking.com">https://www.delking.com</a></p>		<p>Wandfu H3 Push-To-Talk (PTT) Bluetooth Remote Speaker/Mic (RSM)</p>	<ul style="list-style-type: none"> <li>▶Bluetooth speaker-microphone designed to work with different walkie talkie style Push-to-Talk applications, including Zebra PTT Pro (check with Zebra PTT Pro engineering team for current device/OS support).</li> <li>▶Includes clip for attaching device to clothing for lapel speaker/mic usage.</li> <li>▶Includes 3.5mm headset jack allowing headphones to be connected for keeping conversations more private.</li> </ul>	
<p>BTH-101 (3rd party) *</p> <p><a href="https://www.savoxaccessories.com">https://www.savoxaccessories.com</a></p>		<p>Savox Push-To-Talk (PTT) Bluetooth Headset</p>	<ul style="list-style-type: none"> <li>▶Bluetooth headset designed to work with different walkie talkie style Push-to-Talk applications, including Zebra PTT Pro (check with Zebra PTT Pro engineering team for current device/OS support).</li> <li>▶Also operates as standard Bluetooth headset for taking phone calls.</li> <li>▶Device is lightweight and ruggedized, IP55.</li> </ul>	
<p>CBL-HS2100-3MS1-01</p>		<p>HS2100 Headset Standard Cable (3.5 mm jack)</p>	<ul style="list-style-type: none"> <li>▶3.5mm barrel jack connector</li> <li>▶For use with TC5x, TC7X, TC8000, or other devices using a 3.5mm barrel jack audio connector</li> <li>▶Cable is 43" (1.1 M) long</li> <li>▶Rugged cable with rugged connectors that are keyed/collared for a locking failsafe connection.</li> <li>▶Includes one clothing clip. Additional clips can be purchased separately.</li> </ul>	<p>3.5mm Keyed/Collared Female to 3.5mm Male Headset Adapter Cable (CBL-TC51-HDST35-01)</p>

25-124387-02R		RCH50/RCH51 Headset Adapter Cable	<ul style="list-style-type: none"> <li>Connects RCH50/RCH51 headset to devices with standard 3-pole 2.5mm barrel jack connector.</li> <li>Updated cable minimizes cross talk and intermittency issues.</li> </ul>	2.5mm Female to 3.5mm Male Headset Adapter Cable (CBL-TC51-HDST25-01)
ADP-35M-QDCBL1-01		RCH50/RCH51 Quick Disconnect Headset Adapter Cable	<ul style="list-style-type: none"> <li>Connects RCH50/RCH51 headset (or headsets with Quick-Disconnect connector) to devices with 3-pole 3.5mm barrel jack connector.</li> <li>Cable features a rugged keyed/collared jack for a locking failsafe connection.</li> </ul>	3.5mm Keyed/Collared Female to 3.5mm Male Headset Adapter Cable (CBL-TC51-HDST35-01)
CBL-TC51-HDST25-01		2.5mm Female to 3.5mm Male Headset Adapter Cable (2.5mm jack)	<ul style="list-style-type: none"> <li>Allows headsets with 2.5mm barrel jacks to be used with TC5x.</li> <li>Converts 3.5mm audio jack to a standard 2.5mm barrel jack connector.</li> <li>Cable is approximately 6 inches long</li> </ul>	
CBL-TC51-HDST35-01		3.5mm Keyed/Collared Female to 3.5mm Male Headset Adapter Cable (3.5mm jack)	<ul style="list-style-type: none"> <li>Provides a collared/keyed 3.5mm barrel jack connector.</li> <li>Required for use with some headsets (i.e. HS2100) that use a locking keyed connector on the headset jack.</li> <li>Cable is approximately 6 inches long</li> <li>Includes Retention/Anti-Rotation Lock (ADP-LOCK-3.5HT1-01)</li> </ul>	
ADP-LOCK-3.5HT1-01		Spare/Replacement 3.5mm Audio Adapter Retention and Anti-Rotation Lock	<ul style="list-style-type: none"> <li>This clip is used with the Keyed/Collared Female to Male Headset Adapter Cable (CBL-TC51-HDST35-01) and keyed headset cables to prevent cable rotation/spinning and also to provide a secure, reliable headset connection.</li> <li>Clip is normally included with the Keyed/Collared Female to Male Headset Adapter Cable, this is a spare/replacement clip/lock.</li> <li><b>NOTE: This is a Spare/Service Parts item. Contact an authorized Zebra reseller to order.</b></li> </ul>	
<b>Power Cords/Power Supplies</b>				
<b>Part Number</b>	<b>Picture</b>	<b>Description</b>	<b>Notes</b>	<b>Required Items</b>



CBL-DC-388A1-01		DC Power Cord	<ul style="list-style-type: none"> <li>Used to power Single Slot Cradles and 4-Slot Battery Chargers when using Level VI Efficiency power supply (PWR-BGA12V50W0WW)</li> <li>Cable length is 1.8 meters</li> <li>NOTE: All TC5x Cradles include this cable.</li> </ul>	
25-122026-02R		2-Way Power Cable	<ul style="list-style-type: none"> <li>Used to power two TC5x 4-Slot Battery Chargers from one power supply (PWR-BGA12V50W0WW).</li> <li>Has a longer barrel jack and retention feature vs. 25-122026-01R to ensure a good connection to the cradle.</li> </ul>	
PWR-BGA12V50W0WW		Power Supply	<ul style="list-style-type: none"> <li>Replaces PWRS-14000-148R</li> <li>Used to power Single Slot Cradle and 4-Slot Battery Charger</li> <li>100-240 VAC, 12VDC, 3.33A</li> <li>Level VI Efficiency rated</li> <li>NOTE: All TC5x Cradles include this power supply.</li> </ul>	DC Power Cord (CBL-DC-388A1-01) and AC Line Cord (23844-00-00R)
KIT-PWR-12V50W		Power Supply Kit	<ul style="list-style-type: none"> <li>Includes Power Supply (PWR-BGA12V50W0WW) and DC Line Cord (CBL-DC-388A1-01)</li> </ul>	AC Line Cord (23844-00-00R)
CBL-DC-381A1-01		DC Power Cord	<ul style="list-style-type: none"> <li>Used to power 5-Slot ShareCradles when using Level VI Efficiency power supply (PWR-BGA12V108W0WW)</li> <li>NOTE: All TC5x Multi-Slot ShareCradles include this cable.</li> <li>This cable does not include the black extension release latch which is not required when used on Multi-Slot ShareCradles.</li> </ul>	
CBL-DC-382A1-01		DC Power Cord	<ul style="list-style-type: none"> <li>Used to power 5-Slot ShareCradles when using Level VI Efficiency power supply (PWR-BGA12V108W0WW)</li> <li>Cable has black extension tab for releasing the cable from the back of the cradle. This isn't required when using Multi-Slot ShareCradles.</li> </ul>	
PWR-BGA12V108W0WW		Power Supply	<ul style="list-style-type: none"> <li>Replaces PWRS-14000-241R</li> <li>Used to power 5-Slot ShareCradles</li> <li>9A, 108W</li> <li>Level VI Efficiency rated</li> <li>NOTE: All TC5x Cradles include this power supply.</li> </ul>	DC Power Cord (CBL-DC-382A1-01) and AC Line Cord (23844-00-00R)
23844-00-00R		AC Line Cord	Used to power Cradles	

<p>PWR-WUA5V12W0US (US plug style) PWR-WUA5V12W0GB (UK plug style) PWR-WUA5V12W0EU (EU plug style) PWR-WUA5V12W0AU (Australia plug style) PWR-WUA5V12W0CN (China plug style) PWR-WUA5V12W0IN (India plug style) PWR-WUA5V12W0KR (Korea plug style) PWR-WUA5V12W0BR (Brazil plug style)</p>		<p>USB Power Supply</p>	<ul style="list-style-type: none"> <li>▶Used with Rugged USB/Charge Cable (CBL-TC51-USB1-01)</li> <li>▶Provides higher current (2.5A) for faster charging</li> <li>▶100-240 VAC, 5 V, 2.5 A</li> </ul>	
<p>CHG-AUTO-USB1-01  CHG-AUTO-USB1-BR (for Brazil)</p>		<p>USB Cigarette Lighter Adapter</p>	<ul style="list-style-type: none"> <li>▶Used with Rugged USB/Charge Cable (CBL-TC51-USB1-01)</li> <li>▶Includes two USB A ports providing higher current (2.5A) for faster charging</li> </ul>	
<b>Batteries</b>				
Part Number	Picture	Description	Notes	Required Items
<p>BTRY-TC51-43MA1-01 BTRY-TC51-43MA1-10 (10 pack)  BTRY-TC51-43MA1-BR (for use in Brazil)(single battery) BTRY-TC51-43MA1-IN (for use in India)(single battery)</p>		<p>Spare 1X Battery with PowerPrecision <b>Plus</b> (4300 mAh)</p> 	<ul style="list-style-type: none"> <li>▶Designed, manufactured &amp; tested to meet rigorous controls &amp; standards</li> <li>▶Premium-grade cells with higher capacity &amp; longer life cycle</li> <li>▶Designed to help prevent overcharging &amp; electrical shock</li> <li>▶Strong &amp; robust housing for optimal performance &amp; durability</li> <li>▶Information available: <ul style="list-style-type: none"> <li>- Advanced state of Charge (shows the remaining battery power based on two factors: present charge and present real-time usage patterns of the device.</li> <li>- Advanced State of Health (highly accurate end-of-life prediction)</li> <li>- Dynamic usage patterns are constantly calculated, factoring in criteria such as the applications that are in use and scanning frequency).</li> </ul> </li> </ul>	
<p>BTRY-TC51-43HC1-01 BTRY-TC51-43HC1-10 (10 pack)</p>		<p>Spare Healthcare 1X Battery with PowerPrecision <b>Plus</b> (4300 mAh)</p> 	<ul style="list-style-type: none"> <li>▶Has Healthcare blue disinfectant ready housing.</li> <li>▶Designed, manufactured &amp; tested to meet rigorous controls &amp; standards</li> <li>▶Premium-grade cells with higher capacity &amp; longer life cycle</li> <li>▶Designed to help prevent overcharging &amp; electrical shock</li> <li>▶Strong &amp; robust housing for optimal performance &amp; durability</li> <li>▶Information available: <ul style="list-style-type: none"> <li>- Advanced state of Charge (shows the remaining battery power based on two factors: present charge and present real-time usage patterns of the device.</li> <li>- Advanced State of Health (highly accurate end-of-life prediction)</li> <li>- Dynamic usage patterns are constantly calculated, factoring in criteria such as the applications that are in use and scanning frequency).</li> </ul> </li> </ul>	